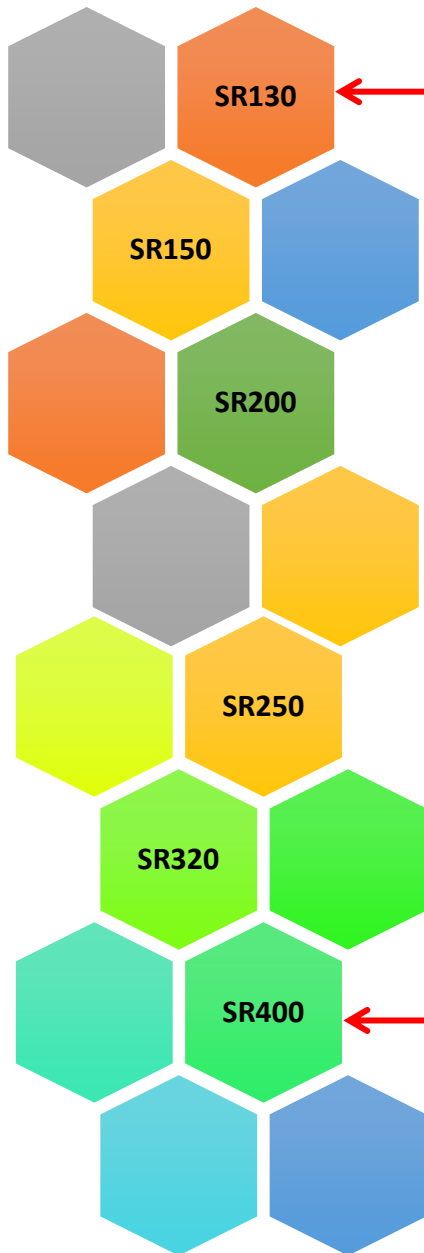




SR200 SERIES



SLIP RING



1.0 SLIP RING ASSEMBLY SR200 SERIES

The slip ring assemblies are designed for an operational voltage of max. 680 V.

Depending on the size and the application of the spring-driven cable reel both sliprings for the data transmission (mA-range / data bus systems) and sliprings for power transmission (up to max. 150A) can be used.

The individually admissible amperages of the slipring assemblies can be gathered from the selection list.

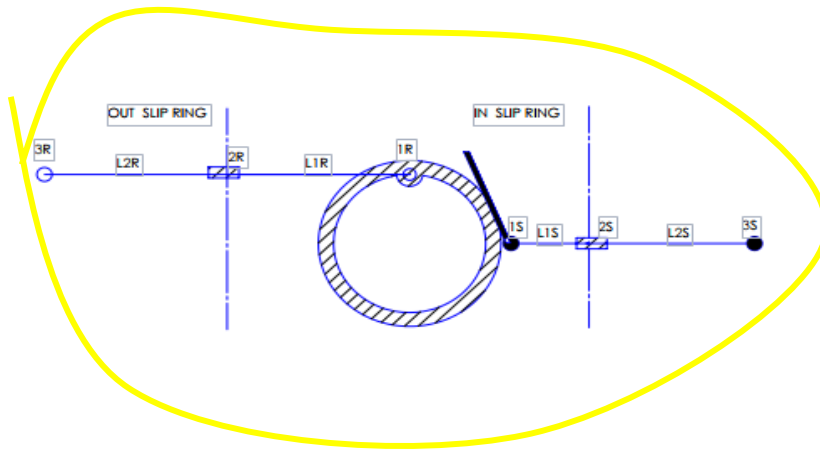
The material of the cover the slip ring is steel Correspond to protection class IP 66



2.0 ELECTRICAL CONTACT SLIP RING

The leaf foil brush system is a particular brush that slides on a surface of a brass or bronze ring.

It has the function of transmitting power electricity, analog and digital signals from a fixed point (brush) to a rotating mobile one (ring) (input = ring / output = brush)



The main advantages of the system are:

- 1) Compactness and constructive simplicity;
- 2) Ease of maintenance;
- 3) Low electrical resistivity values ($0.2 < R < 6$ mohm)
- 4) Good values of the characteristic impedance of the ring / brush system
- 5) Low friction value (Good ring / brush smoothness).
- 7) Low overheating at the contact point.
- 8) Low overtemperature values of the terminals in case of failure
- 9) Rapid cooling in case of failure at the contact point



SLIP RING SR200 SERIES

MARINE SAFETY

Mechanical Data

Parameter	Value
Enclosure type	MARINE SAFETY
Enclosure material	STAINLESS STEEL AISI 316L
Protetion	IP66
Working Temperature	; -40+60
Operating Humidity	0~85% RH
Rotating shaft on ball bearings	sealed and lubricated for life
Rotating Speed max	1~50 RPM
surface treatment	MECHANICAL ELEMENTS (zinc nickel (1000 hours of salt spray))
Torque	1N.m;- 3Nm/40 ring

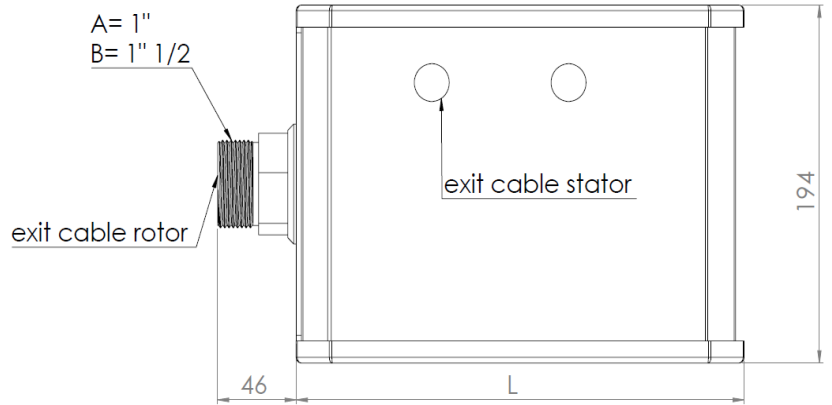
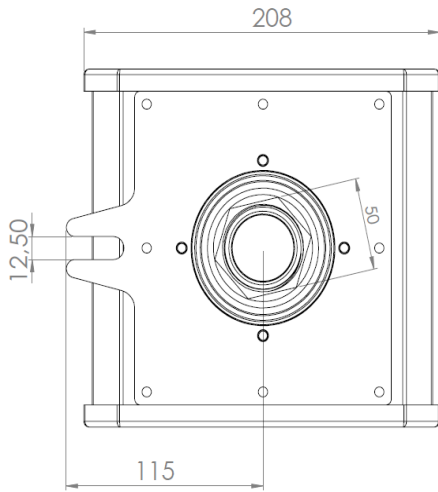
Electrical Data

Parameter	Value		
	Power	Auxiliar	Signal
ring slip ring	bronze / nickel plated	bronze / nickel plated	bronze gold
brush slip ring	beryllium copper/nichel plated	beryllium copper/nichel plated	beryllium /copper gold
Rated Voltage	220/2500V	110/220V	<24Vdc
Rated current	In<300A	In<25A	In<2A
Insulation Resistance	1000V	500V	250V
Lead Wires	4-70mmq	0,75-2,5mmq	<0,5mmq
Electrical Noise	<1mΩ	<8mΩ	<5mΩ
Cable gland	stainless steel, nickel-plated brass Exd M20/M25/M32/M40		
armored / non-armored cable	cable type armored, PUR ,		
Conduit	Hose: 1/2" , 3/4" , 1"1 1/2"		
slip ring attachment	A = 1" B =1/1/2"		

Directive & Standard

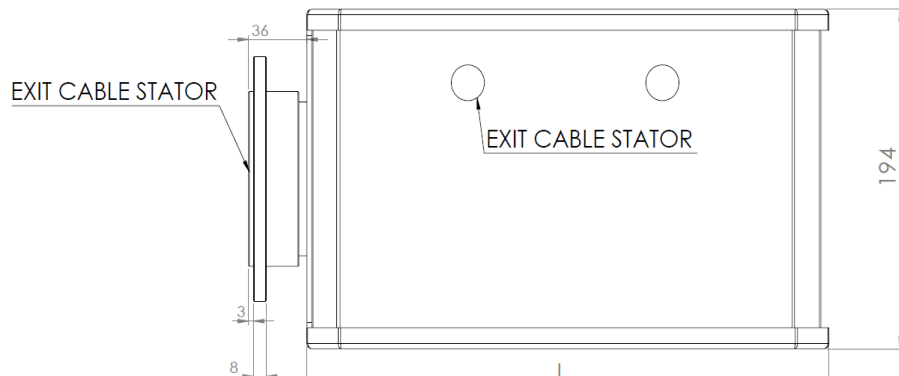
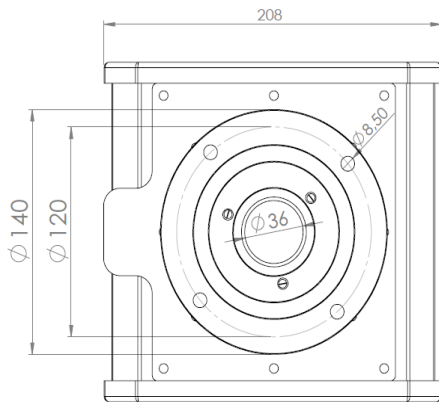
Directives	Machinery Directive 2006/42. (Annex B)Value ;
Standard	Standards EN 60309-1-2 Plugs and sockets for industrial use. - Standards EN 60204-1 for electrical systems on board. - 60947-1-1 Low-voltage switchgear Part 1: General requirements.

SR200-B



SR200 TYPE	L
SR201-B	200
SR202-B	260
SR203-B	320
SR204-B	380

SR200-C



SR200 TYPE	L
SR201-C	200
SR202-C	260
SR203-C	320
SR204-C	380

3.0 SPECIAL CONDITIONS

It is possible to create special products with different types of users (see list)

Types of utilities

- number of power ways <150A
- number of auxiliary ways <20A
- number of signals type:
 - analog Signal
 - digital Can bus.
 - digital profibus.
 - digital ethernet.
 - digital profinet.

**For more information call the sales office of
SPM special machine sales@spm-slipring.it**



SPM SPECIAL MACHINE. Via Padana
superiore 38 Interno 5 Inzago (milano) ITALY
(sales@spm-slipring.it)
www.spm-slipring.it